

ใบเสนอราคา (Quotation)

นามลูกค้า/Customer Name :	เลขที่เอกสาร/No :
ที่อยู่/Address :	วันที่/Date
โทรศัพท์/Tel & Fax :	
TAX ID :	E-mail : sy.solare@gmail.com

Item	Description	Qty.	Unit	Unit Price (Baht)	Price Total
A	งานติดตั้งระบบ Solar Cell On Grid 10kWp,3Phase (HUAWEI)	1	Lot	315,000.00	315,000.00
1	Grid Tie Inverter And Accessories				
	- Huawei Inverter 10KW 3Phase SUN2000-10KTL-M1	1	Set		
	- Huawei Smart Power Censor 3Phase DTSU666-H W/CT	1	Set		
	- Huawei Smart Dongle WLAN FE SDongleA-05	1	Set		
2	DC-AC Panel Board				
	- Combiner Box Grid Tie 10Kw 3Phase 2String	1	Set		
3	Solar panel				
	Solar Cell 550W Mono Half LONGI	20	Ea		
4	Solar Panel Accessories				
	- Rail 4200mm	10	Ea		
	- Mid Clamp Kit 30-35mm.	40	Ea		
	- End Clamp Kit 35mm.	8	Ea		
	- L-Feet	42	Ea		
	- Rail Splice Kit	10	Ea		
	- Grounding Lug	4	Ea		
	- Clip Cable	20	Ea		
	- Grounding Clip	40	Ea		
5	Conduit And Cable				
	- PVC Conduit Dia.1/2"	40	m.		
	- PVC Conduit Dia.3/4"	20	m.		
	- Wireway 100x100mm.	10	m.		
	PV Cable				
	- PV-4sq.mm.RED	100	m.		
	- PV-4sq.mm.BLACK	100	m.		
	IEC-01 Cable				
	- IEC-01 Cable 4Sq.mm.	10	m.		
	- IEC-01 Cable 6Sq.mm.	40	m.		
6	Grounding System				
	- Ground Rod 5/8x10ft	1	Set		
	- IEC-01 Cable 6Sq.mm. Green	50	m.		
	- IEC-01 Cable 10Sq.mm. Green	50	m.		

เงื่อนไขการรับประกัน :

- 1.ราคาที่เสนอรวมงานทำแบบเพื่อขออนุญาต อ.1
- 2.ราคาที่เสนอรวมงานทำแบบและดำเนินการขออนุญาต กกพ.และขนานไฟฟ้ากับการไฟฟ้าส่วนภูมิภาค
- 3.Inverter รับประกัน 10 ปี
- 4.แผง Solar Cell รับประกัน 12 ปี(ประสิทธิภาพการผลิตพลังงานไฟฟ้าได้ไม่น้อยกว่า80%,25ปี ตามมาตรฐานผลิตภัณฑ์)
- 5.รับประกันงานติดตั้งและอุปกรณ์ไฟฟ้าต่างๆ 3 ปี
- 6.Service ล้างแผงปีละ 1 ครั้งเป็นเวลา 3 ปี

สามแสนหนึ่งหมื่นห้าพันบาทถ้วน

Total Amount 315,000.00

Remark : งวดที่1เมื่อตกลงว่าจ้าง ชำระ 10% งวดที่2 เมื่อนำของเข้าหน้างาน ชำระ 30% งวดที่3 หลังจากติดตั้งแล้วเสร็จ พร้อมทดสอบระบบ ชำระ 60%	Vat 7%	
	Special Discount	
	Grand Total	315,000.00

*หลังจากติดตั้งแล้วเสร็จ ดำเนินการขออนุญาตการไฟฟ้าและกกพ 30-45วันทำการ
หมายเลขบัญชี 109-1-15071-5 ธนาคารกรุงไทย ชื่อบัญชี บริษัท เอสวายคอนเนค(ประเทศไทย)จำกัด

ผู้อนุมัติชื่อ

ผู้มีอำนาจลงนาม

REQUEST FOR APPROVAL (R.F.A.)

PROJECT : งานติดตั้ง Solar Cell PV Rooftop 10KwP, 3Phase
 OWNER : _____ Ref. No. : SY/...../RFA/MAT/EE/...../65
 CONTRACTOR : _____ No. of Page : _____
 DATE : _____ (Including this page)
 Function : Main Elec. San Air
 Lift Curtain Wall

(1) Contractor's Request Title: ขออนุมัติใช้วัสดุและอุปกรณ์งานติดตั้ง Solar Cell PV Rooftop 10KwP, 3Phase

1 Solar PV Inverter On grid Tie	Brand: Hauwei	Model: SUN2000-10KTL-M1
2 Smart Power Sensor For Zero Export	Brand: Hauwei	Model: DTSU-666-H 3P4W
3 Smart Dongle-WLAN-FE	Brand: Hauwei	Model: SDongleA-05
4 Solar Panel	Brand: LONGI	Model: LR4-72HPH-450M/LR5-72HPH-540M
5 PV Cable	Brand: Link	Model: CB-1040X
6 IEC-01 Cable	Brand: BCC	Model: : 450/750V 90 C 60227 IEC-01
7 DC-AC Combiner Box	Brand: Local	

Subject	Attached	Reference :
<input type="checkbox"/> Material _____ Set	<input type="checkbox"/> Sample _____ Set	<input type="checkbox"/> Drawing No.: _____
<input type="checkbox"/> Shop drawing _____ Set	<input checked="" type="checkbox"/> Catalog _____ 7 Set	<input type="checkbox"/> Specification Ref. No.: _____
<input type="checkbox"/> _____ Set	<input type="checkbox"/> Shop drawing _____ Set	<input type="checkbox"/> Others: _____

Remark : _____

(2) Attn: Best Medical (Phrae) Limited Parnner From: SY Electric System Limited Partnership

For Approval See note Acknowledge

Note: _____

Signature : _____
 (Mr.Seri Takerngphon)
 Position : _____ Electrical Engineer
 Date : _____ Time : _____

(3) Attn: Designer/Client From:

For Approval See note Acknowledge

Note: _____

Signature : _____
 (_____)
 Position : _____
 Date : _____ Time : _____

(4) Attn: Designer's Result/Comment : From: Designer/Client

Approved Resubmit
 Approved as note Not Approved

Note: _____

Signature : _____
 (_____)
 Position : _____
 Date : _____ Time : _____

(5) Attn: Contractor From:

Approved Resubmit
 Approved as note Not Approved

Note: _____

Signature : _____
 (_____)
 Position : _____
 Date : _____ Time : _____

Solar PV Inverter On grid Tie 10kW, 3Phase

Brand : Huawei

Model : SUN2000-10KTL-M1

Smart Energy Controller



Active Safety

AI Powered
Active Arcing Protection



Higher Yields

Up to 30% More Energy
with Optimizer



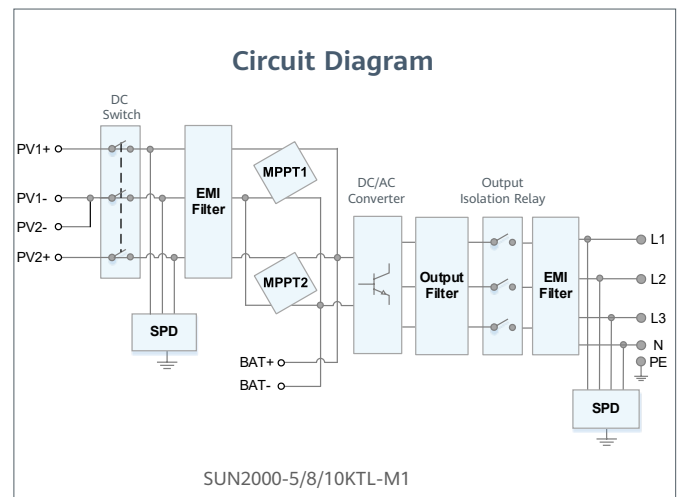
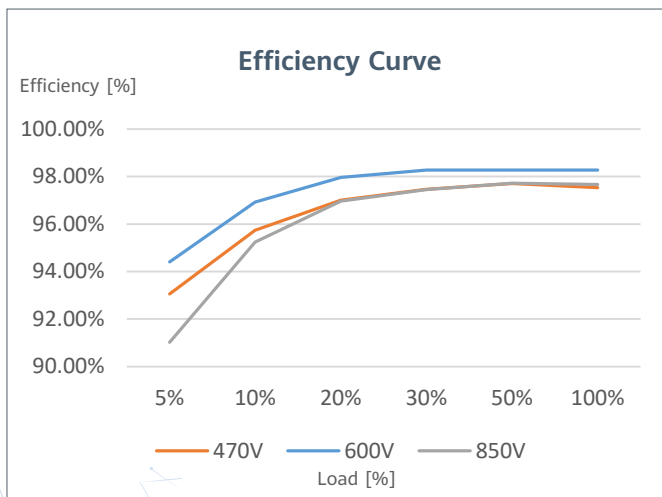
Battery Ready

Plug & Play battery interface ¹



Flexible Communication

WLAN, Fast Ethernet, 4G
Communication Supported



¹. Will be compatible with HUAWEI smart string ESS in Q1, 2021

Technical Specification

Technical Specification	SUN2000 -5KTL-M1	SUN2000 -8KTL-M1	SUN2000 -10KTL-M1
Efficiency			
Max. efficiency	98.4%	98.6%	98.6%
European weighted efficiency	97.5%	98.0%	98.1%
Input (PV)			
Recommended max. PV power ¹	7,500 Wp	12,000 Wp	15,000 Wp
Max. input voltage ²		1,100 V	
Operating voltage range ³		140 V ~ 980 V	
Start-up voltage		200 V	
Rated input voltage		600 V	
Max. input current per MPPT		11 A	
Max. short-circuit current		15 A	
Number of MPP trackers		2	
Max. input number per MPP tracker		1	
Input (DC Battery)			
Compatible Battery	HUAWEI Smart String ESS 5kWh – 30kWh		
Operating voltage range	600 V ~ 980 V		
Max operating current	16A		
Max charge Power	10,000 W		
Max discharge Power	5,500 W	8,800 W	10,000 W
Output (On Grid)			
Grid connection	Three-phase		
Rated output power	5,000 W	8,000 W	10,000 W
Max. apparent power	5,500 VA	8,800 VA	11,000 VA ⁴
Rated output voltage	220 Vac / 380 Vac, 230 Vac / 400 Vac, 3W / N+PE		
Rated AC grid frequency	50 Hz / 60 Hz		
Max. output current	8.5 A	13.5 A	16.9 A
Adjustable power factor	0.8 leading ... 0.8 lagging		
Max. total harmonic distortion	≤ 3 %		
Output (Backup Power via Backup Box-B1)			
Maximum apparent power	3,300 VA		
Rated output voltage	220 V / 230 V		
Maximum output current	15 A		
Power factor range	0.8 leading ... 0.8 lagging		
Features & Protections			
Input-side disconnection device	Yes		
Anti-Islanding protection	Yes		
DC reverse polarity protection	Yes		
Insulation monitoring	Yes		
DC surge protection	Yes, compatible with TYPE II protection class according to EN/IEC 61643-11		
AC surge protection	Yes, compatible with TYPE II protection class according to EN/IEC 61643-11		
Residual current monitoring	Yes		
AC overcurrent protection	Yes		
AC short-circuit protection	Yes		
AC overvoltage protection	Yes		
Arc fault protection	Yes		
Ripple receiver control	Yes		
Integrated PID recovery ⁵	Yes		
Battery reverse charging from grid	Yes		
Nighttime Power Consumption	< 5.5W ⁶		
General Data			
Operating temperature range	-25 ~ + 60 °C (-13 °F ~ 140 °F)		
Relative operating humidity	0 %RH ~ 100 %RH		
Operating altitude	0 ~ 4,000 m (13,123 ft.) (Derating above 2000 m)		
Cooling	Natural convection		
Display	LED Indicators; Integrated WLAN + FusionSolar App		
Communication	RS485; WLAN/Ethernet via Smart Dongle-WLAN-FE; 4G / 3G / 2G via Smart Dongle-4G (Optional)		
Weight (incl. mounting bracket)	17 kg (37.5 lb)		
Dimension (incl. mounting bracket)	525 x 470 x 146.5 mm (20.7 x 18.5 x 5.8 inch)		
Degree of protection	IP65		
Optimizer Compatibility			
DC MBUS compatible optimizer	SUN2000-450W-P		
Standard Compliance (more available upon request)			
Certificate	EN/IEC 62109-1, EN/IEC 62109-2, IEC 62116		
Grid connection standards	G98, G99, EN 50438, CEI 0-21, VDE-AR-N-4105, AS 4777, C10/11, ABNT, UTE C15-712, RD 1699, TOR D4, NRS 097-2-1, IEC61727, IEC62116, DEWA 2.0		

^{*1} Inverter max input PV power is 20,000 Wp when long strings are designed and fully connected with SUN2000-450W-P power optimizers.

^{*2} The maximum input voltage is the upper limit of the DC voltage. Any higher input DC voltage would probably damage inverter.

^{*3} Any DC input voltage beyond the operating voltage range may result in inverter improper operating.

^{*4} C10 / 11: 10,000 VA

^{*5} SUN2000-3~10KTL-M1 raises potential between PV- and ground to above zero through integrated PID recovery function to recover module degradation from PID. Supported module types include: P-type (mono, poly).

^{*6} <10 W when PID recovery function is activated
Version No.:01-(20190716)

Smart Power Sensor For Zero Export

Brand : Huawei

Model : DTSU-666-H 3P4W

Smart Power Sensor



Accurate

Class 1 measurement accuracy



Simple & Easy

LCD display, easy to set and check



Energy Efficient

Overall power consumption ≤ 1 W

Technical Specification	DDSU666-H	DTSU666-H	DTSU666-H 250A/50mA
General Data			
Dimension (H x W x D)	100 x 36 x 65.5 mm (3.9 x 1.4 x 2.6 inch)	100 x 72 x 65.5 mm (3.9 x 2.8 x 2.6 inch)	100 x 72 x 65.5 mm (3.9 x 2.8 x 2.6 inch)
Mounting type	DIN35 Rail		
Weight (including cables)	1.2 kg (2.6 lb)	1.5 kg (3.3 lb)	1.5 kg (3.3 lb)
Power Supply			
Power grid type	1P2W	3P4W	3P4W/3P3W
Input voltage (phase voltage)	176 Vac ~ 288 Vac		
Power consumption	≤ 0.8 W	≤ 1 W	≤ 1 W
Measurement Range			
Line voltage	/	304 Vac ~ 499 Vac	304 Vac ~ 499 Vac
Phase voltage	176 Vac ~ 288 Vac		
Current	0 ~ 100 A	0 ~ 100 A	0 ~ 250 A
Measurement Accuracy			
Voltage	± 0.5 %		
Current / Power / Energy	± 1 %		
Frequency	± 0.01 Hz		
Communication			
Interface	RS485		
Baud rate	9,600 bps		
Communication protocol	Modbus-RTU		
Environment			
Operating temperature range	-25 °C ~ 60 °C		
Storage temperature range	-40 °C ~ 70 °C		
Operating humidity	5 %RH ~ 95 %RH (non-condensing)		
Others			
Accessories	RS485 Cable (10 m / 33 ft.)		
	1 CT 100A / 40mA (5 m / 16.4 ft.)	3 CT 100A / 40mA (5 m / 16.4 ft.)	3 CT 250A / 50mA (5 m / 16.4 ft.)

Smart Dongle-WLAN-FE

Brand : Huawei

Model : SDongleA-05

Smart Dongle-WLAN-FE



Smart

WLAN & Fast Ethernet (FE) communication
Support 3rd-party monitoring system ¹



Simple

Plug & Play
Support max. 10 devices



Reliable

IP65
Support auto reconnection

Technical Specification	SDongleA-05
General Data	
Max. Devices Supported	10
Max. Inverters Supported	10
Connection interface	USB
Ethernet Interface	10/100M Ethernet
Installation	Plug-and-play
Indicator	LED Indicator
Dimensions (W * H * D)	146 x 48 x 33 mm (5.1 x 1.9 x 1.3 inch)
Weight	90 g (0.2 lb.)
Degree of protection	IP65
Power consumption (typical)	2.5 W
Operation Mode	STA
Encryption Algorithm	Encryption Mechanism: WPA/WPA2 Encryption: TKIP/CCMP/AES
Wireless Parameter	
Supported standards & frequencies	802.11b/g/n (2.412G—2.484G)
Environment	
Operating temperature range	-30 °C to +65 °C (-22 °F to 149 °F)
Relative humidity range	5 - 95% RH
Storage temperature range	-40°C to +70°C (-40 °F to 158 °F)
Max. operating altitude	4,000 m (13,123 ft.)
Standard Compliance (more available upon request)	
Certificate	SRRC, CE, RCM
Inverter Compatibility	
Supported Master Inverter Model	SUN2000-2/3/4/4.6/5/6KTL-L1 SUN2000-5/6KTL-M1 SUN2000-8/10/12/15/17/20KTL-M2 SUN2000-29.9/36/40KTL-M3 SUN2000-5/6/8/10/12/15/17/20KTL-M0

¹: 3rd-party management system shall match the communication protocol with Huawei Smart Dongle.

Solar Panel

Brand : LONGI

Model : LR4-72HPH-450M/LR5-72HPH-540M

Hi-MO **4m**

LR4-72HPH 430~460M

- Suitable for ground power plants and distributed projects
- Advanced module technology delivers superior module efficiency
 - M6 Gallium-doped Wafer
 - 9-busbar Half-cut Cell
- Excellent outdoor power generation performance
- High module quality ensures long-term reliability

12

12-year Warranty for
Materials and Processing

25

25-year Warranty for Extra
Linear Power Output

Complete System and Product Certifications

IEC 61215, IEC 61730, UL 61730

ISO 9001:2008: ISO Quality Management System

ISO 14001:2004: ISO Environment Management System

TS62941: Guideline for module design qualification and type approval

OHSAS 18001: 2007 Occupational Health and Safety

LONGI



21.2%
MAX MODULE
EFFICIENCY


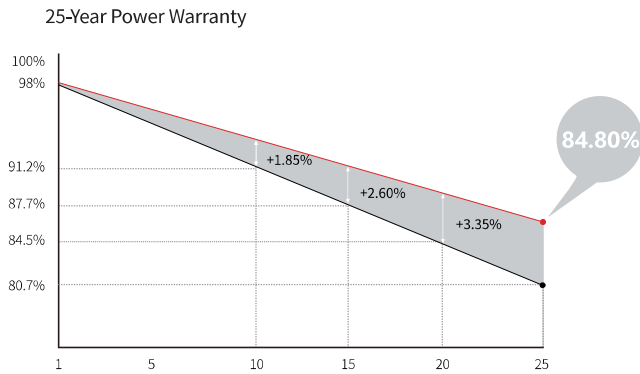
0~+5W
POWER
TOLERANCE

<2%
FIRST YEAR
POWER DEGRADATION

0.55%
YEAR 2-25
POWER DEGRADATION

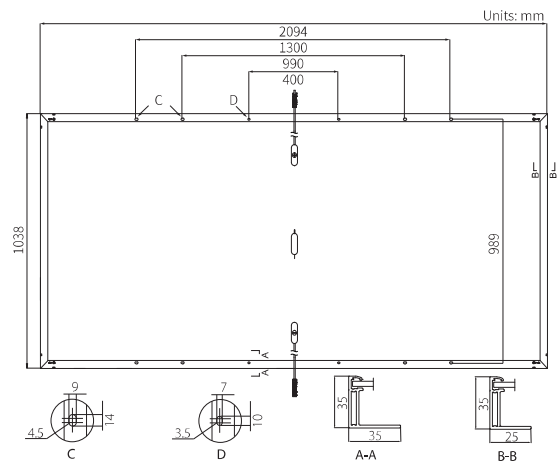
HALF-CELL
Lower operating temperature

Additional Value



Mechanical Parameters

Cell Orientation	144 (6×24)
Junction Box	IP68, three diodes
Output Cable	4mm ² , 1400mm length can be customized
Connector	EVO2
Glass	Single glass, 3.2mm coated tempered glass
Frame	Anodized aluminum alloy frame
Weight	23.5kg
Dimension	2094×1038×35mm
Packaging	30pcs per pallet / 150pcs per 20' GP / 660pcs per 40' HC



Electrical Characteristics STC : AM1.5 1000W/m² 25°C Test uncertainty for Pmax: ±3%

	430	435	440	445	450	455	460
Power Class	430	435	440	445	450	455	460
Maximum Power (Pmax/W)	430	435	440	445	450	455	460
Open Circuit Voltage (Voc/V)	48.5	48.7	48.9	49.1	49.3	49.5	49.7
Short Circuit Current (Isc/A)	11.31	11.39	11.46	11.53	11.60	11.66	11.73
Voltage at Maximum Power (Vmp/V)	40.7	40.9	41.1	41.3	41.5	41.7	41.9
Current at Maximum Power (Imp/A)	10.57	10.64	10.71	10.78	10.85	10.92	10.98
Module Efficiency(%)	19.8	20.0	20.2	20.5	20.7	20.9	21.2

Operating Parameters

Operational Temperature	-40°C ~ +85°C
Power Output Tolerance	0 ~ +5 W
Voc and Isc Tolerance	±3%
Maximum System Voltage	DC1500V (IEC/UL)
Maximum Series Fuse Rating	20A
Nominal Operating Cell Temperature	45±2°C
Protection Class	Class II
Fire Rating	UL type 1 or 2


Mechanical Loading

Front Side Maximum Static Loading	5400Pa
Rear Side Maximum Static Loading	2400Pa
Hailstone Test	25mm Hailstone at the speed of 23m/s

Temperature Ratings (STC)

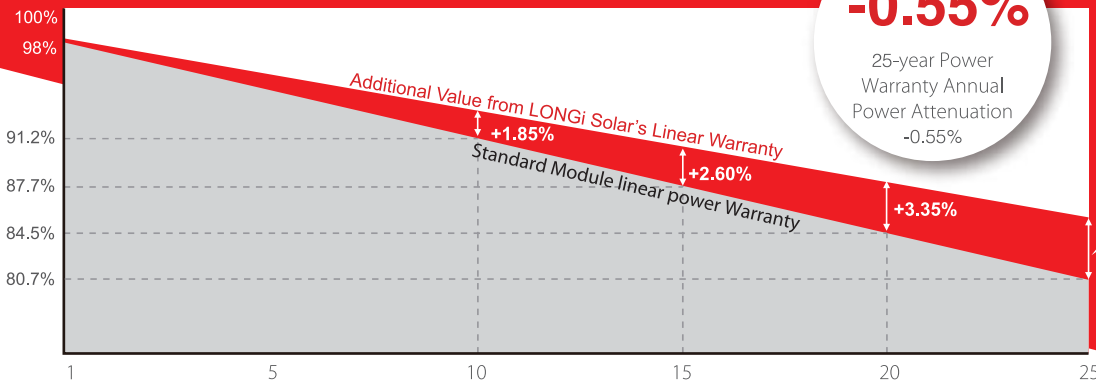
Temperature Coefficient of Isc	+0.048%/°C
Temperature Coefficient of Voc	-0.270%/°C
Temperature Coefficient of Pmax	-0.350%/°C

LR5-72HPH 525~545M



**High Efficiency
Low LID Mono PERC with
Half-cut Technology**

12-year Warranty for Materials and Processing;
25-year Warranty for Extra Linear Power Output



-0.55%

25-year Power
Warranty Annual
Power Attenuation
-0.55%

+4.10%

Complete System and Product Certifications

- IEC 61215, IEC 61730, UL 61730
- ISO 9001:2008: ISO Quality Management System
- ISO 14001:2004: ISO Environment Management System
- TS62941: Guideline for module design qualification and type approval
- OHSAS 18001: 2007 Occupational Health and Safety



* Specifications subject to technical changes and tests.
LONGi Solar reserves the right of interpretation.

Positive power tolerance (0 ~ +5W) guaranteed

High module conversion efficiency (up to 21.3%)

Slower power degradation enabled by Low LID Mono PERC technology: first year <2%, 0.55% year 2-25

Solid PID resistance ensured by solar cell process optimization and careful module BOM selection

Reduced resistive loss with lower operating current

Higher energy yield with lower operating temperature

Reduced hot spot risk with optimized electrical design and lower operating current

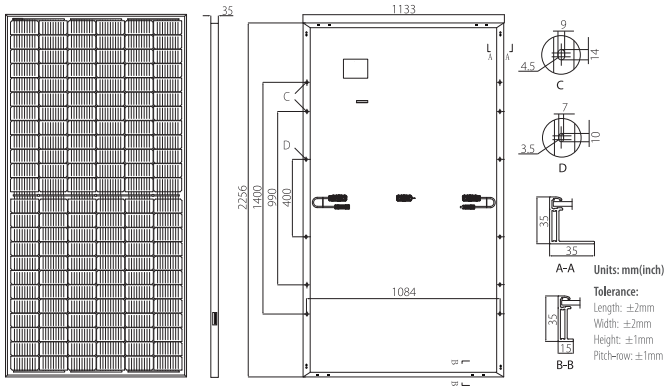


Room 801, Tower 3, Lujiazui Financial Plaza, No.826 Century Avenue, Pudong Shanghai, 200120, China
Tel: +86-21-80162606 E-mail: module@longi-silicon.com Facebook: www.facebook.com/LONGi Solar

Note: Due to continuous technical innovation, R&D and improvement, technical data above mentioned may be of modification accordingly. LONGi have the sole right to make such modification at anytime without further notice; Demanding party shall request for the latest datasheet for such as contract need, and make it a consisting and binding part of lawful documentation duly signed by both parties.

LR5-72HPH 525~545M

Design (mm)



Mechanical Parameters

Cell Orientation: 144 (6×24)
Junction Box: IP68, three diodes
Output Cable: 4mm², 300mm in length,
length can be customized
Glass: Single glass
3.2mm coated tempered glass
Frame: Anodized aluminum alloy frame
Weight: 27.2kg
Dimension: 2256×1133×35mm
Packaging: 31pcs per pallet
155pcs per 20'GP
620pcs per 40'HC

Operating Parameters

Operational Temperature: -40°C ~ +85°C
Power Output Tolerance: 0 ~ +5 W
Voc and Isc Tolerance: ±3%
Maximum System Voltage: DC1500V (IEC/UL)
Maximum Series Fuse Rating: 25A
Nominal Operating Cell Temperature: 45±2°C
Safety Protection Class: Class II
Fire Rating: UL type 1 or 2

Electrical Characteristics

Test uncertainty for Pmax: ±3%

Model Number	LR5-72HPH-525M		LR5-72HPH-530M		LR5-72HPH-535M		LR5-72HPH-540M		LR5-72HPH-545M	
	STC	NOCT	STC	NOCT	STC	NOCT	STC	NOCT	STC	NOCT
Testing Condition	STC	NOCT	STC	NOCT	STC	NOCT	STC	NOCT	STC	NOCT
Maximum Power (Pmax/W)	525	392.1	530	395.8	535	399.5	540	403.3	545	407.0
Open Circuit Voltage (Voc/V)	49.05	45.98	49.20	46.12	49.35	46.26	49.50	46.41	49.65	46.55
Short Circuit Current (Isc/A)	13.65	11.04	13.71	11.09	13.78	11.15	13.85	11.20	13.92	11.25
Voltage at Maximum Power (Vmp/V)	41.20	38.36	41.35	38.50	41.50	38.64	41.65	38.78	41.80	38.92
Current at Maximum Power (Imp/A)	12.75	10.23	12.82	10.28	12.90	10.34	12.97	10.40	13.04	10.46
Module Efficiency(%)	20.5		20.7		20.9		21.1		21.3	

STC (Standard Testing Conditions): Irradiance 1000W/m², Cell Temperature 25°C, Spectra at AM1.5

NOCT (Nominal Operating Cell Temperature): Irradiance 800W/m², Ambient Temperature 20°C, Spectra at AM1.5, Wind at 1m/s

Temperature Ratings (STC)

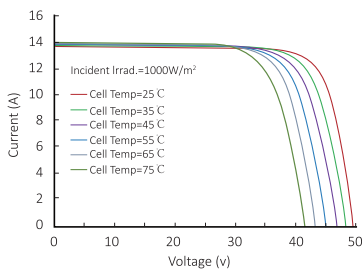
Temperature Coefficient of Isc	+0.048%/°C
Temperature Coefficient of Voc	-0.270%/°C
Temperature Coefficient of Pmax	-0.350%/°C

Mechanical Loading

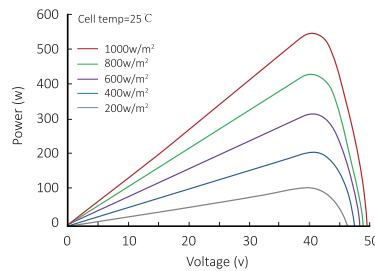
Front Side Maximum Static Loading	5400Pa
Rear Side Maximum Static Loading	2400Pa
Hailstone Test	25mm Hailstone at the speed of 23m/s

I-V Curve

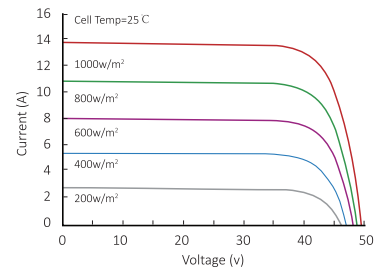
Current-Voltage Curve (LR5-72HPH-530M)



Power-Voltage Curve (LR5-72HPH-530M)



Current-Voltage Curve (LR5-72HPH-530M)



LONGI

Room 801, Tower 3, Lujiazui Financial Plaza, No.826 Century Avenue, Pudong Shanghai, 200120, China
Tel: +86-21-80162606 E-mail: module@longi-silicon.com Facebook: www.facebook.com/LONGI Solar

Note: Due to continuous technical innovation, R&D and improvement, technical data above mentioned may be of modification accordingly. LONGI have the sole right to make such modification at anytime without further notice; Demanding party shall request for the latest datasheet for such as contract need, and make it a consisting and binding part of lawful documentation duly signed by both parties.

PV Cable

Brand : LINK

Model : CB-1040X



SOLAR CABLE

CATALOG 2020-2021





SOLAR CABLE

(Photovoltaic Cable)



FR LSZH



-40°C 90°C

STANDARD

- EN 50618:2014
- IEC 62930:2017
- EN 60288, Class 5
- DIN VDE 0295 Class 5
- TÜV Approvals
- RoHs compliant

ELECTRICAL CHARACTERISTIC

Nominal Voltage U ₀ /U	AC 1000/1000V, DC 1500/1500V
Max. DC voltage	1800V (conductor-conductor, non-earth system, circuit not under load)
AC Test Voltage	6.5 KV
DC Test Voltage	15 KV
Min. Surface resistance of sheath	10 ⁹ Ω
Electrical tests	according EN50618:2014

TEMPERATURE

Max. temperature at conductor	-40°C to + 120°C
Temperature Range	-40°C to + 90°C

TECHINCAL SPECIFICATION

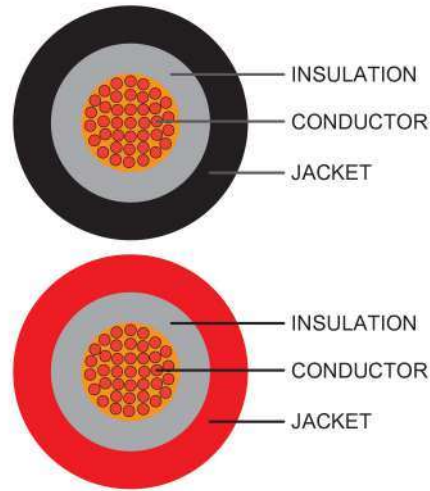
Size (mm ²)	Conductor Diameter (N/mm)	Insulation Thickness (mm)	Insulation Diameter (mm)	Jacket Thickness (mm)	Jacket Diameter (mm)	Conductor Resistance at 20°C (Ω/km)	Insulation Resistance at 20°C (MΩ/km)	Rated Current at 60°C (A)
2.5	50/0.25	0.80	3.65±0.2	0.80	5.80±0.3	≤ 8.21	≥ 690	41
4	56/0.30	0.80	4.20±0.2	0.80	6.05±0.3	≤ 4.85	≥ 580	55
6	84/0.30	0.80	4.90±0.2	0.80	6.50±0.3	≤ 3.10	≥ 500	70
10	84/0.4	0.80	5.75±0.2	0.80	8.66±0.3	≤ 1.95	≥ 420	98
16	126/0.4	0.80	7.55±0.2	0.90	10.10±0.3	≤ 1.24	≥ 340	132

ORDER INFORMATION

Part Number	Description	Length	Package
CB-1025X	Solar Cable, H1Z2Z2-K, (1.5/1.5KV DC), 1x2.5 mm ² , (Black or Red)	100/1000 m	Box./Roll.
CB-1040X	Solar Cable, H1Z2Z2-K, (1.5/1.5KV DC), 1x4 mm ² , (Black or Red)	100/1000 m	Box./Roll.
CB-1060X	Solar Cable, H1Z2Z2-K, (1.5/1.5KV DC), 1x6 mm ² , (Black or Red)	100/1000 m	Box./Roll.
CB-1100X	Solar Cable, H1Z2Z2-K, (1.5/1.5KV DC), 1x10 mm ² , (Black or Red)	100/1000 m	Box./Roll.
CB-1160X	Solar Cable, H1Z2Z2-K, (1.5/1.5KV DC), 1x16 mm ² , (Black or Red)	100/1000 m	Box./Roll.

X=Color : B (Black) , R(Red)

Add "-1" at the end of the P/N = 100 m / Box.



CABLE CONSTRUCTION

Conductor Material	Fine wire stranded tinned copper according EN 60288 Class 5
Insulation Material	Halogen free, Copolymer Electron beam cross-linked polyethylene (XLPE)
Jacket Material	Halogen free, Copolymer Electron beam cross-linked polyethylene (XLPE) with FR-LSZH
Jacket Color	Red or Black

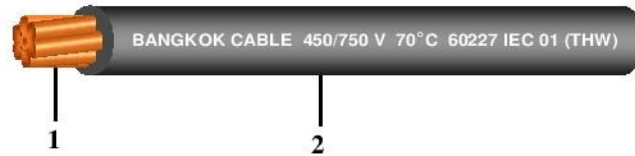
IEC-01 Cable Cable

Brand : BCC

Model : 450/750V 90 ° C 60227 IEC-01

450/750 V 70°C 60227 IEC 01 (THW)

SINGLE-CORE NON-SHEATHED CABLE WITH RIGID CONDUCTOR



Construction

- 1. Conductor : Solid or circular stranded annealed copper
- 2. Insulation : Polyvinyl chloride (PVC)
Black, Light Blue, Brown, Grey, Green/Yellow
or other colours

Reference Standard :

TIS 11 Part 3-2553



Classification

- Maximum conductor temperature : 70°C
- Rated voltage : 450/750 V
- AC test voltage : 2,500 V

Application

- Use for general purpose
- For installation in raceway and shall be protected water into raceway
- Do not install in duct in ground or direct burial in ground

Products code	Conductor			Thickness of insulation mm	Overall diameter		Insulation resistance at 70°C MΩ.km (Min.)	Current rating in free air A	Cable weight kg/km (Approx.)	Standard length m
	Cross-sectional area mm ²	No. of wires (Min.)	Diameter mm (Approx.)		Lower limit mm	Upper limit mm				
C6KY013V1012	1.5	1	1.36	0.7	2.6	3.2	0.011	21	21	100/C
C6KY013V4012	1.5	7	1.53	0.7	2.7	3.3	0.010	21	22	100/C
C6KY014V1012	2.5	1	1.75	0.8	3.2	3.9	0.010	29	33	100/C
C6KY014V4012	2.5	7	1.98	0.8	3.3	4.0	0.009	29	34	100/C
C6KY015V1012	4	1	2.21	0.8	3.6	4.4	0.0085	37	48	100/C
C6KY015V2012	4	7	2.49	0.8	3.8	4.6	0.0077	37	50	100/C
C6KY016V1012	6	1	2.70	0.8	4.1	5.0	0.0070	48	68	100/C
C6KY016V2012	6	7	3.09	0.8	4.3	5.2	0.0065	48	72	100/C
C6KY017V1012	10	1	3.50	1.0	5.3	6.4	0.0070	67	110	100/C
C6KY017V2012	10	7	3.99	1.0	5.6	6.7	0.0065	67	120	100/C
C6KY018V2012	16	7	5.01	1.0	6.4	7.8	0.0050	92	180	100/C
C6KY019V2012	25	7	6.30	1.2	8.1	9.7	0.0050	127	280	100/C
C6KY010W2012	35	7	7.55	1.2	9.0	10.9	0.0043	157	380	100/C
C6KY011W2011	50	19	8.75	1.4	10.6	12.8	0.0043	191	510	500/D
C6KY012W2011	70	19	10.50	1.4	12.1	14.6	0.0035	244	720	500/D
C6KY013W2011	95	19	12.35	1.6	14.1	17.1	0.0035	297	990	500/D
C6KY014W2011	120	37	13.93	1.6	15.6	18.8	0.0032	345	1,220	500/D
C6KY015W2011	150	37	15.47	1.8	17.3	20.9	0.0032	397	1,510	500/D
C6KY016W2011	185	37	17.29	2.0	19.3	23.3	0.0032	453	1,880	500/D
C6KY017W2011	240	37	19.89	2.2	22.0	26.6	0.0032	535	2,470	500/D
C6KY018W2011	300	61	22.23	2.4	24.5	29.6	0.0030	617	3,080	500/D
C6KY019W2011	400	61	25.20	2.6	27.5	33.2	0.0028	741	3,930	300/D

C = Packing in coil

D = Packing in drum

DC-AC Combiner Box

Brand : LOCAL

Model : DC-AC Combiner Box 10kW,3Phase

